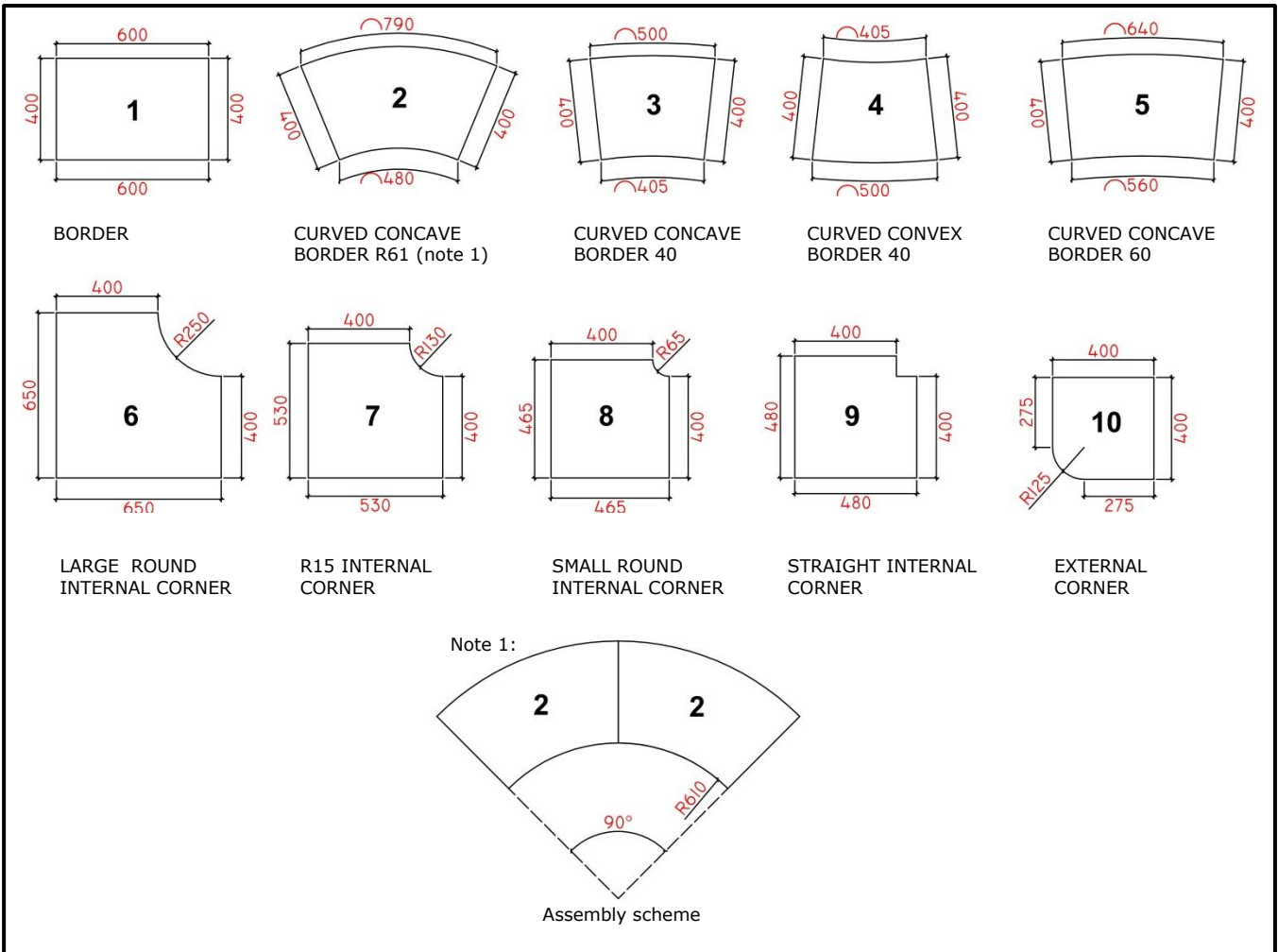







KIT POOLS - STRUKTURIT (MOD. 620)



Product characteristics and package			
Colors Available	00  10 	20  30 	40 
Ref ^a .	KIT POOLS	DIMENSIONS Thickness 35/60	AVERAGE WEIGHT
1	Border	600 x 400	21,5 kg
2	Curved Concave Border r61	790/480 x 400	21 kg
3	Curved Concave Border 40	500/405 x 400	15 kg
4	Curved Convex Border 40	405/500 x 400	15 kg
5	Curved Concave Border 60	640/560 x 400	21 kg
6	Large Round Internal Corner	650 x 650	32 kg
7	Internal Corner r15	530 x 530	24 kg
8	Small Round Internal Corner	465 x 465	19 kg
9	Straight Internal Corner	480 x 480	19 kg
10	External Corner	400 x 400	16 kg
Approved: Vitor Silva		Elaborate: Bruno Veloso	

Technical Specifications		
EN 1339 – "Concrete paving flags – Requirements and test methods"		
Intended use	Internal Flooring	External Flooring
Emission of asbestos	Pass	Not Relevant
Breaking Strength (MPa)	≥ 3,5	≥ 3,5
Slip/ Skid Resistance	Satisfactory	Satisfactory
Thermal Conductivity [W/(mk)]	1,24	Not Relevant
External fire performance	Not Relevant	Not Relevant
Durability	Satisfactory	Satisfactory
Reaction to fire	Classe A1	Not Relevant
PTDS n°: KITP_620_EN		Date: 23-12-2016